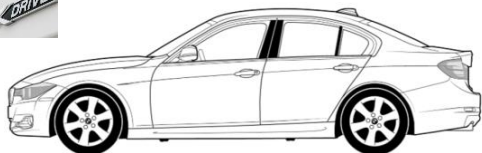


BMW Instruction Card

Welcome aboard this 2017 BMW 340i X Drive sedan. Please take a moment to acquaint yourself with important safety and comfort instructions in this leaflet.

340i 

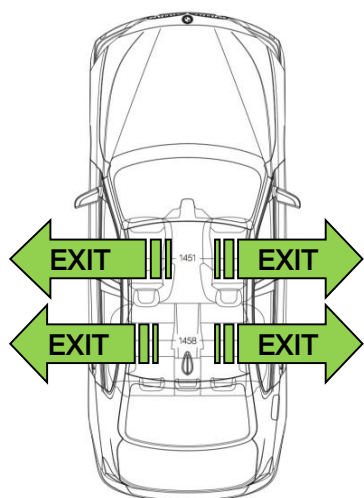


Power	320 hp/5500 rpm
Torque	330 lb-ft/1380-5000 rpm
Maximum speed	130 mph
Acceleration 0 - 60 mph	4.7 sec
Engine displacement	2998 cc
Engine type	3.0 liter TwinPower Turbo inline 6 cylinder
Transmission	7-speed manual
Drive	All-wheel drive

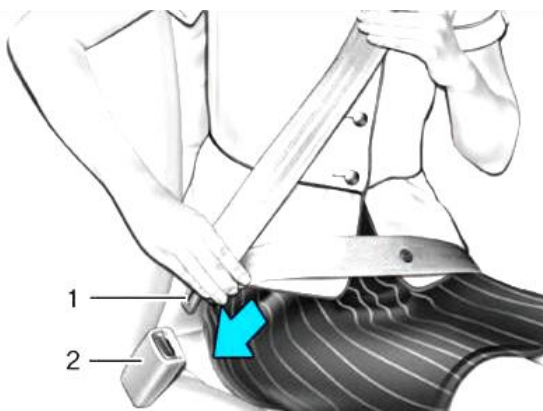


Smoking or eating is **strictly prohibited** at all times during vehicle experience. Mobile phones and laptops **may be used during the entire time**, except during turbulence as instructed by pilot.

For your safety



This vehicle has 4 emergency exits: 2 in front, 2 in rear. Use the illumination to guide you to the nearest exit.



To fasten seat belt, insert tab (1) into buckle (2). Press the red button on buckle to release. **Seat belts must be fastened until parking position is reached and vehicle is at full stop.**

In case of emergency

In case of emergency, air bags will deploy automatically. This vehicle is equipped with front and side airbags. In case of rain, umbrellas are available in door storage areas.

Emergency hotline: **911**



To initiate an emergency request, press the SOS button at front of cabin roof, then press the button inside the cover.

BMW Instruction Card

For your comfort



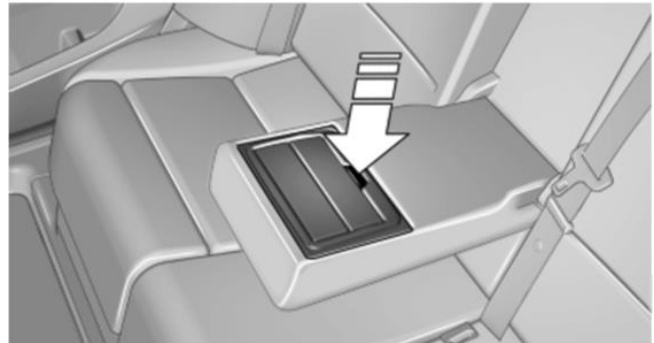
Notice: The audio entertainment system in this vehicle is operated by the pilot and optionally copilot. Your entertainment requests should be addressed to the copilot or pilot.



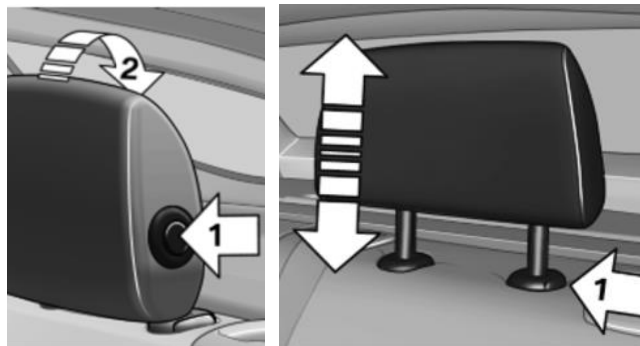
Notice: This vehicle is equipped with an air-conditioning system. Before opening rear windows or to open the sunroof, please consult with the copilot or pilot.



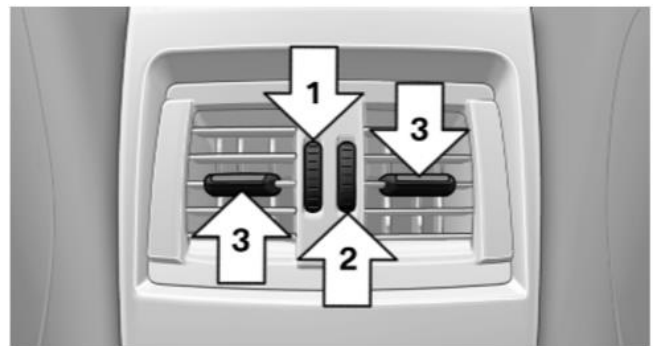
Mobile phones and laptops may be used during the entire time of the experience. As turbulence may occur at any time, you may be requested by the pilot to refrain from using your device.



To access the cup holders and armrest, fold down the central console and press the button to open.



Your headrest can open to an upright position and be adjusted by height. Please fold down headrests before exiting the vehicle.



To adjust your climate control, use wheel (1) to control air flow. To vary the temperature, use wheel (2). To direct air flow, move lever (3) to desired position.

Opening Passenger Doors

To open the doors from a locked position, please gently pull on the door release handle **TWICE**.

Excessive force will NOT open the door, will annoy the pilot, may break the handle, and may result in your permanent ban from future travels in this vehicle.



Smoking or eating is strictly prohibited at all times during vehicle experience.