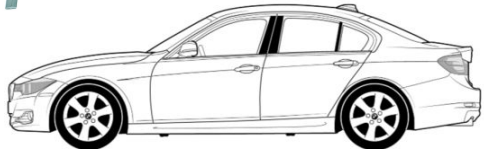


BMW Instruction Card

Welcome aboard this 2013 BMW 3 series F30 **335i** sedan. Please take a moment to acquaint yourself with important safety and comfort instructions in this leaflet.

335i

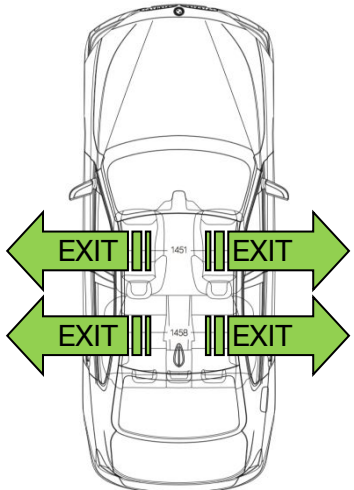


| | |
|-------------------------|-----------------------------------------------|
| Power | 306 hp @ 5800 rpm |
| Torque | 300 ft/lbs @ 1300-5000 rpm |
| Maximum speed | 155 mph (electronically limited) |
| Acceleration 0 - 60 mph | 5.4 sec |
| Engine displacement | 182 in³/2979 cm³ |
| Engine type | Inline-6 twin scroll turbo |
| Transmission | 8-speed automatic |
| Drive | Rear-wheel drive |

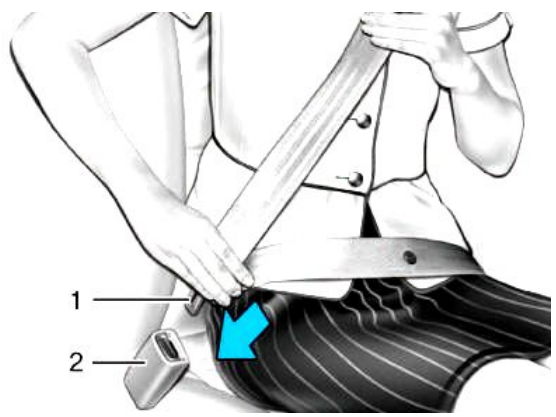


Smoking or eating is **strictly prohibited** at all times during vehicle experience. Mobile phones **may be used during the entire trip**, except during “spirited driving” moments as identified by the driver.

For your safety



This vehicle has 4 emergency exits: 2 in front, 2 in rear. Use the illumination to guide you to the nearest exit.



To fasten seat belt, insert tab (1) into buckle (2). Press the red button on buckle to release. **Seat belts must be fastened until parking position is reached and vehicle is at full stop.**

In case of emergency

In case of emergency, airbags will deploy automatically. This vehicle is equipped with front and side airbags and “oh sh*t” microfiber towels in all door storage compartments.

Emergency call number: **911**

BMW Roadside assistance: **(800) 332-4869**

BMW Care: **(805) 271-2400**



To initiate an emergency request, press the SOS button at the front of cabin roof, then press the button inside the cover.

BMW Instruction Card

For your comfort



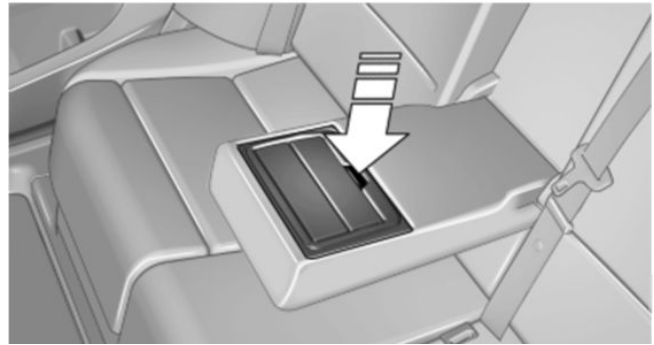
Notice: the audio entertainment system in this vehicle is operated by the driver and optionally copilot. Your entertainment requests should be addressed to the copilot or driver.



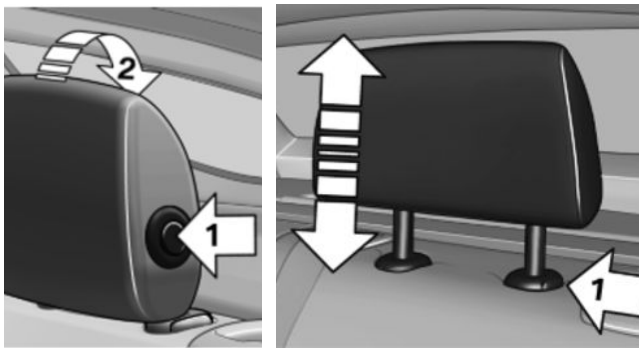
Notice: this vehicle is equipped with an air-conditioning system. Before opening rear windows or to request opening of the sunroof, please consult with the driver or copilot.



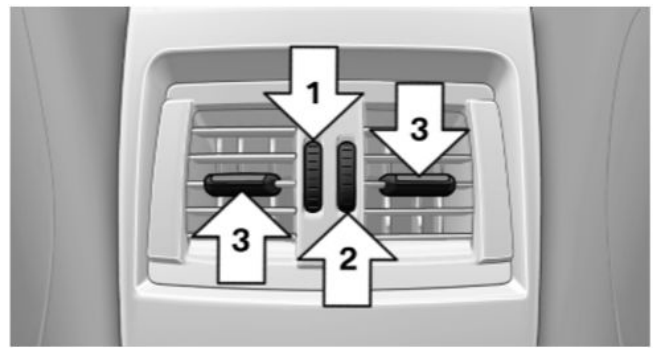
Mobile phones may be used during the entire time of the experience however, as “spirited driving” may occur at any time, you may be requested by the driver to refrain from using your device so that you may hold on tight.



To access the cup holders and armrest, fold down the central console and press the button to open.



Your headrest can open to an upright position and be adjusted by height. Please fold down headrests before exiting the vehicle.



To adjust your climate control, use wheel (1) to control airflow. To vary the temperature, use wheel (2). To direct airflow, move lever (3) to desired position.



USB Phone charging cables are available upon request prior to embarkation. Please speak with the driver prior to embarking to have the proper device charging cables installed in the rear center console.